

Stage 2 Visual Arts – Visual Arts – Art and Visual Arts – Design

External Assessment Cover Sheet Assessment Type 3: Visual Study

SACE Registration Number:

Visual Arts – Art

Visual Arts – Design

Topic Explore Design Elements and Principles used
to make an effective logo.

word count 2000
(for written only)

This visual study is assessed using the following specific features:

Practical Application	Analysis and Synthesis	Inquiry and Exploration
PA1	AS1	IE1
PA3	AS2	IE2
	AS4	

Explore Design Elements + Principles
used to make an effective logo.

Information From Internet - 

written By My own words - 

Information From Book - 

/ by hand written
using Artline 210 MEDIUM
0.6 (marker pen)

Effective Logo

AS1 Clarification of Topic Focus and identification of concepts, elements and principles, designers to be referenced.

Introduction:

A logo is a graphic mark, emblem, or symbol commonly used by commercial enterprises, organizations and even individuals to aid and promote instant public recognition. There are purely graphic emblems, symbols, icons and logos, which are composed of the name of the organization.

How to create an effective logo? An effective logo is focus on simplicity, think about where the logo will be used, update the design over time, think about a 'timeless' design and the right process. So what do these 5 tips mean? To keep a logo simple is essential, like if it is too complex for people's eye to focus the logo, they will become not quite interest on it. Each logo will have purpose or aim, such as a brand or company. It must be related with the topic, so that customer will easily get the message of the logo. Against the logo design must be update over time, probably between a few years or even a year, so that people will get attract. The easy way to stay a logo updated is to make it timeless. Imagine, if the design took a long time to be finished. It will be really complicated and even took more of time to due and make few difference with the first logo. The most important step is to think some good ideas and do the plan, so that it won't get massive.

The main key things of an effective logo is to keep updated a logo over time between time to time, make it be simple and clear, as get easier on the further or next logo.

In my project, it will include 3 Principles, 5 Elements and 5 Designers. And also the application which is the self analysis of logo. Each area will all includes some examples of logos, images...

Principles:

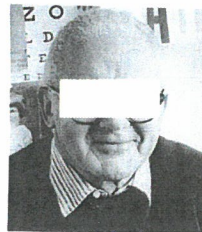
- Simple
- Memorable
- Timeless
- Symmetry/Asymmetry
- Contrast

Element:

- Colour
- Logo Type
- Shape
- Line

Designers:

- Paul Rand
- Frank Mason Robinson
- Milton Glaser
- Carolyn Davidson

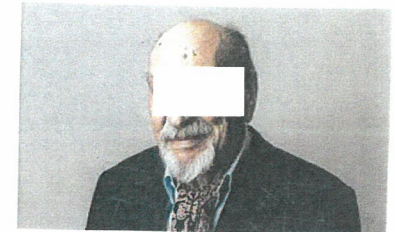


Paul Rand

- Logo full name a 'logotype'
From Greek or called trademark.
Reference:
What is Graphic Design?
Quentin Newark - Logo,
Robinson (p.170)
Oscar Wilde



Frank Mason Robinson



Milton Glaser

- Designing logo or logotypes is one of the primary job of an graphic designer.
Reference:
Logo art, Innovation in Logo Design
Charlotte Rivers - Robinson
Introduction p.9



Carolyn Davidson

Logo Principles & Element

(Include Logo example 'Image')

Simple logo is using less information is understood quickly and more clear. So it is not look too complex and fancy.

Colour creates a mood within the piece and tells a story about the brand. Every colour says something different, and combinations can alter that impression further.

The element of style ~ In a design which achieving a style as important for effective logo.
Reference:
Alan Swan, Design Marketing, The element of style P.18.



AS2 Elements & AS1 Principles identified with reference to visual impact and concept relevance ~ considered.



Memorable logo is based on people that they can easily remember or get it. So it must be less information on the logo.

Logotype show kind of word in the logo image. Textures can create a more three-dimensional appearance on this two-dimensional surface.

Symmetry always is the same size of a logo which cutting in a half size, such as a mirror that reflect an object. Asymmetrical is a logo that do not have a same size with it, may be either bigger or smaller.

Symmetry

Asymmetry



Line is the use of various marks, outlines, and implied lines in artwork and design. It has a width, direction, and length.

Contrast is the juxtaposition of opposing elements. It is a contrast that the difference between two or more logos, by the same brand and used to see which one is better looking.

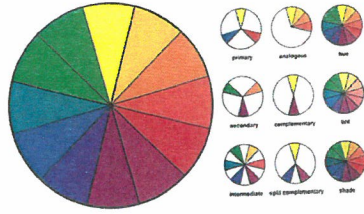
Timeless makes a logo holds forever and it may be change a little bit between each year or few years after. So that it is modern.

Shapes are defined by areas and they are often used to highlight a slice of the page. Everything is a shape, such as circle, triangle and other shapes that is strange.



Element of art - Wiki
https://en.wikipedia.org/wiki/Elements_of_art
 10 Basic Elements of Design, By Maryam Taheri on May 27, 2016 in Design Trends
<https://creativemarket.com/blog/10-basic-elements-of-design>
 Design Principles: Compositional Balance, Symmetry And Asymmetry, By Steven Bradley, June 29th, 2015
<https://www.smashingmagazine.com/2015/06/design-principles-compositional-balance-symmetry-asymmetry/>

COLOUR



5 Principle of logo design, pdf
<http://www.eiu.edu/youtheducators/Principles of logo design.pdf>

Colours Reflect on:		
Red Action, Adventure, Aggressive, Blood, Danger, Drive, Energy, Excitement, Love, Passion, strength and vigor	Pink Appreciation, Delicate, Femininity, Floral, Gentle, Girly, Gratitude, Innocence, Romantic, soft and tranquil	Orange Affordable, Fun, Creativity, Enthusiasm, Jovial, Lighthearted, High-spirited and youthful
Yellow Caution, Cheerful, Cowardice, Curiosity, Joy, Happiness, playful, Positivity, sunshine and warmth	Blue Authority, calm, Power, Confidence, Dignity, Established, Loyalty, success, secure and Trustworthy	Purple Ceremony, Expensive, Fantasy, Justice, mystery, Nobility, Regal, royalty, Sophistication and spirituality
Green Crisp, Environmental, Fresh, Harmony, Health, Healing, Inexperience, Money, Nature, Renewal and Tranquility	Black Authority, Bold, classic, Conservative, Distinctive, Formality, Mystery, secrecy, serious and Traditional	Grey Authority, Corporate mentality, Dull, Humility, moody, practicality, Kept, Sombre and stability



Colour is one of the most important elements of design for the designer. It can be a background itself, or be related with other elements, like lines, shapes, textures or typography. Colour reflect a mood within the piece and tells a story about the brand. Every colour is something different, and patterns can change the effect further.

PA3 Organized Documentation



the colour areas are controlled with column

Analysis - Apple:


- Bright, solid
- Catch the eyes
- Look interesting
- Primary, secondary

Both Logos:

- Simple, clear to show a bitten apple
- Memorable, timeless to realize
- creative as the design show effective

Analysis - Apple:

- Bold, smooth, show repetition
- Look bored as no bright colour
- Monochromatic, difference stage of grey colour



Dull colour as dull

The colourful apple logo with black background look more effective than the second logo. As most people will get attention on bright colour logo.

Analysis - Illustrated:

- Primary
- Look simple, clear with the colours
- soft colour represents nature
- creative represents professional



Dynamic as bright colour



Analysis - McDonald:

- Bright, warm, happiness
- Symmetrical balance
- clear to show the image
- simple, memorable, timeless, similar with the letter 'M'




Expressive as 6 different colour

Analysis - NBC:

- Warm, cool show repetition
- Clear, simple, memorable, timeless to easily catch the eyes
- simple and clear as 6 different colours in each spot

AS2 Competent use of visual AS1 arts language. Interpretation of elements noted & synthesis of thoughts on use & effectiveness in relation to topic focus.

LOGO TYPE



Reference:
Alan Sweeny,
Design Markings,
Phaidon, OXFORD
Type and Style: Traditional
p. 23

2 By isolating a single letter it is possible to concentrate on the typeface and style it projects. This exercise will make design decisions easier. The various visual possibilities of letterforms can also be assessed by experimentation.

IE1 Appropriate Referencing

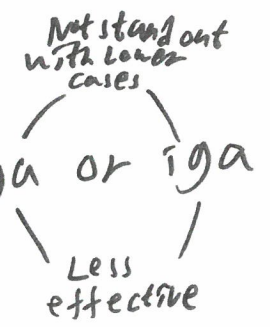
Logotype is any alphabetical configuration that is designed to identify by name an individual, product, service, publication or company.

Logo & Logotype definition. Posted by Dale Berkebile, May 28, 2009, Brandwise
<http://www.getbrandwise.com/portfolio/logos/bid/17649/Logo-Logotype-defin>

AS2 Descriptive references to topic focus. Competent use of Visual Art Language



Rough, clear description, as a supermarket



crazy texture, seasons
descriptive as 'Coca-Cola' soft drink



- Analysis - IGA
- Upper cases as easily catch the eyes
 - Clear to show the letter as easily to read
 - sans serif style with bold text show as smart
 - simple, timeless, memorable as recognise

Analysis - Coca-cola:

- upper and lower cases show the difference
- simpler as font look fancy with a cursive style
- Both letter 'c' appear distinctive
- Unique feature show as effective
- sans serif style text, red, white colours as simple, memorable

AS1 Critical Analysis ~ Exp. Connection to visual evidence noted.

sensuous as repetition, colours and texture



Look round show slipperiness


Google



Look rugged and bored to show with all upper cases

Look better with sans serif, smooth

serif style texture rough and bold, not good

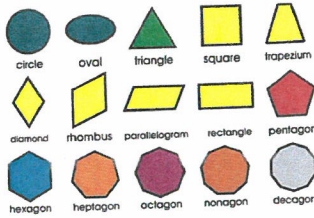


- Analysis - Ford
- sans serif style, texture look funny
 - show classic, recognized as represent on transition
 - upper, lower cases show the difference between each other
 - simple show as easily remember and recognise

Analysis - Google

- Easy to remember as simple, timeless
- serif style show buckle
- bold texture as multi-colour sequence
- upper, lower cases as show the repetitions

SHAPES



Shapes are two-dimensional areas with a recognizable boundary. They can be open or closed, angular or round, big or small, organic or inorganic; such as circle, triangle, cloud shape... They also can be free-form or geometric and ordered. Everything is a shape, so think in terms of how the various elements of design are creating shapes, and how those shapes are interacting.

10 Basic Elements of Design, By Maryam Taheri on May 27, 2016 in Design Trends
<https://creativemarket.com/blog/10-basic-elements-of-design>


Analysis - Qantas:
 - round at the angle, natural

- white undertaking with red background, professional
- kangaroo prickly



AS2 Evidence of Informed Analysis and synthesis of thoughts on design issues - effective.

Geometry



Build up and connected become a symbol

Analysis - Rocky Mount Sports Complex:

- complex, less space look professional, trustworthy
- The shapes, sizes work well, simple as balance with each other
- repetitions 3 difference sizes of circle are build up together

IE1 Research Skills competent with insights evident in written responses.



- timeless 1875 shape thinner than the current logo shows prickly.

current logo shapes positions look complex show as professional

Geometry



Analysis - Mitsubishi Motors:

- Repetitions on symmetry logo image, Asymmetry text
- simple, same shapes different sizes show the comparison.
- 3 shapes connected together similar with a big triangle




square round look more effective than angle

Geometry




Analysis - Instagram:

- Comparisons on 2 difference sizes, shapes
- Asymmetry logo show the difference
- clear, simple outline
- Balance



square seem too regular and simple with angle


Analysis - Woolworths:



Organic Woolworths

- simple, memorable as clearly shown on apple with similar oval
- shape with bold line, creative, sensory
- Tree-dimensional, stand out

- simple, memorable, same shapes
- symmetry balance with left, right sides
- Equal sizes shapes, balance with each side





Geometry, 4 equal square organic to build up a 'big' square.

LINE

Lines marks that span a distance between two points (or the path of a moving point). As an element of visual art, line is the use of various marks, outlines, and implied lines in artwork and design. A line has a width, direction, and length. A line's width is sometimes called its "thickness". Lines are sometimes called "strokes", especially when referring to lines in digital artwork.

Element of art - Wiki
https://en.wikipedia.org/wiki/Elements_of_art

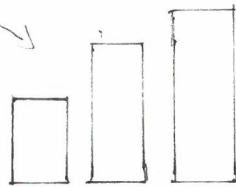


- Analysis - IBM:
- Asymmetrical simple
 - interesting
 - Text clear
 - Memorable
 - Direction line juxtapose
 - Straight
 - Blue → professional

AS1 Informed references to design elements.
AS2 Applications.





- Analysis - adidas
- Asymmetrical balance
 - simple, clear to show
 - line direction left, rugged
 - Black - traditional
 - Less contrast
 - Bold



seem like a graph, simple, rustic

PA3 Organised Documentation
 References to Design Considerations and Concepts
PA1 Practical Application
 ~ considered response to existing logos with attempts at own alternative ideas.



- Analysis - WOOLMARK:
- Lines, similar with rectangle shape
 - Line curly - creative, nice
 - sensual
 - Symmetry balance, nature
 - organised
 - serif style, thin text - interesting



STARBUCKS



- Analysis - starbucks:
- symmetrical balance
 - natural
 - complex line
 - contrast on straight and wavy lines, dynamic, lively
 - Green ~ flesh, clean
 - Contrast on white undertaking with green lines
 - creative, sensual

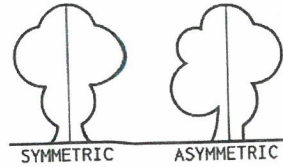


- Analysis - Johnson Controls
- contrast on Blue, Green line ~ tonal, special
 - Direction on opposite sides as vivid
 - sans serif Text clear, simple
 - Asymmetry lines with colours


SYMMETRY & ASYMMETRY

A symmetry element is a logo that cut off in the centre become two sides and they are in the same size. In a simple way describe, the both sides are balance with each other. Asymmetrical element has different sized with 2 sides in 1 logo; such as trees branches grow in different directions; clouds have random shapes.

Design Principles: Compositional Balance, Symmetry And Asymmetry, By Steven Bradley, June 29th, 2015
<https://www.smashingmagazine.com/2015/06/design-principles-compositional-balance-symmetry/>
https://en.wikipedia.org/wiki/Symmetry_element



symmetry
 without
 adding or
 add the more
 of the green
 leave on
 the right top
 side



Bad Looking
 Asymmetrical
 Balance

Analysis - Chanel:

- Symmetrical balance with each side as nature
- Memorable as two letter 'C' opposite sides
- Simple, clear to represent the colours, lines

Analysis - Tomato

- Asymmetrical balance show a simple graphic tomato
- Memorable as regular shapes connected together
- Repetition on bold, bright colours, stand out as effective



Volkswagen

AS1 . AS2.

Analysis - Volkswagen:


- Symmetrical balance, simple
- Timeless as look modern
- Repetition on background bold colour and line show clear, professional
- Complex lines connected, opposite side, natural

Look too simple




Analysis - LV:

- Asymmetrical balance represents as creative, catch the eyes
- 'V', 'L' cover with each other, professional
- Memorable as less object, simple



1993



1966

1966, 1993

Analysis - Batman man:

- Symmetrical balance shows simple, natural
- The batman is black, represent evil, darkness
- Timeless as logo keep on time as modern.

1966 batman: symmetry balance same as current logo show natural.

Both are common show balance with each side (1966, 1993)

Reference to different contexts

CONTRAST


ELEMENT OF DESIGN CONTRAST

AS1 Informed interpretations of concept in different contexts specifically directed to effectiveness ~ focus of study.

AS2 Appropriate use of design language with evaluator comments.


Contrast is the juxtaposition of opposing elements, may include colours background, texture and the symbol. It means 2 objects comparing to see the different and which look better. Contrast allows us to emphasize or highlight key elements in your design.

contrast, elements of visual design - MS PTC Wiki 605, by Maria Liza Lapugot
<https://605.wikispaces.com/contrast>



Analysis - Fanta:


- 'Fanta' font stand out, pure, show contrast, complex
- Text and background, dynamic
- Timeless as modern to keep up further



Analysis - Burger King:

- Repetition on colour background, text dynamic
- Timeless as looking better with clear outline
- The key element 'Burger King' created contrast as stand out

- Simplicity show the image burger, less contrast
- symbol, text, take out with the background



- contrast on double sizes of circles, shown as difference stage

Analysis - The Morris Law Firm:

- Black, white being opposite create contrast, complex
- The fonts sizes with background, less contrast



- more contrast - the white colour is taking out

- less contrast - darkness

Analysis - WWF:

- Opposites in colour with 'WWF' stand out due to contrast
- contrast created, logo become more memorable, seem appealing

Summary Page

AS2. Synthesis of ideas in response to key elements used to reflect on effectiveness

Effective Logo based on Principle and Element

Most important is element effect...

- colour create emotion mood **Barbie**
- logotype create visually pleasing **Disney**
- shape create neat stylistic **DC**
- line create direction, movement **OBAMA BIDEN**
- Contrast create repetition **FedEx**
- symmetry create balance **Toyota**
- Asymmetry create visual interest, show creative **Facebook**



Must be simple with...

- Memorable
create recognition in consumers, should be seared into people mind

UNDERGROUND



- Timeless
create modern, fresh

Shell



Frank Mason Robinson - Analysis

Frank Mason Robinson (1845 in Corinth, Maine – 1923 in Atlanta, Georgia), was an important early marketer and advertiser of what became known as Coca-Cola. Pemberton was experimenting with a medicinal formula which included coca leaves and kola nuts as sources of its ingredients. Robinson, who served as bookkeeper and partner to Pemberton, gave the syrup formula the name Coca-Cola, where Coca came from the coca leaves used and Cola for the kola nuts.

Frank Mason Robinson, Wiki
https://en.wikipedia.org/wiki/Frank_Mason_Robinson

Pepsi

Shape:

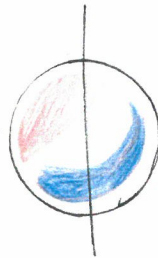
- Circle show regular as simple and memorable
- symmetry balance as equal with each other
- symbol waved
- the middle curve shape negative

Symmetry / Asymmetry:

- Asymmetry balance with the symbol and text, natural, creative
- look different, modern
- a bit complex

Contrast:

- Red & Blue on the side and white on middle created great contrast, negative area, complex
- Pepsi show less contrast as on the bottom of the logo



Line:

- some waved line show vivid
- clear outline show simple, nature

Colours:

- Primary with white as simplify and clean
- Bright, bold stand out as seasonal
- colour match ~ effective
- catch the eyes
- texture colour match with the symbol, show as natural

Logo type:

- serif sans style, simple
- lower case - whim as font
- 2D text

I think he made a simple circle shape be more creative as the colour effect, which effective.

Paul Rand

- Analysis

AS1-

Considered response to a Designer's work.
Interpretation and connection of E&P. to visual evidence noted.

Paul Rand (August 15, 1914 – November 26, 1996) was an American art director and graphic designer, best known for his corporate logo designs, including the logos for IBM, UPS, Enron, Morningstar, Inc., Westinghouse, ABC, and NeXT. He was one of the first American commercial artists to embrace and practice the Swiss Style of graphic design. Rand was a professor emeritus of graphic design at Yale University in New Haven, Connecticut from 1956 to 1969, and from 1974 to 1985. He was inducted into the New York Art Directors Club Hall of Fame in 1972.

Paul Rand, Wiki
https://en.wikipedia.org/wiki/Paul_Rand

Shape:

- Symmetry balance with yellow shield represent natural, organic
- Multiple shape show nice, simple
- Regular with random shield shape show difference



Contrast:

- Repetition on the dark yellow, brown create great contrast
- 'Ups' is the key element created through contrast

UPS



Line:

- clear outline
- easy to recognize
- simple
- natural

Colours:

- shine & sensual, dynamic
- Bold yellow background show power with dark brown appeal rugged as pleasing

Symmetry / Asymmetry:

- Repetition on brown shield and feature asymmetry balance represent creative, conspicuous
- special, effective
- symmetry balance ~ yellow shield, memorable

Logo type:

- 3D text
- memorable, stand out
- effective, professional
- uppercase simple, approachable
- serif sans as traditional
- centre in symbol as focal point

UPS

I think his logo design is effective as show the colour tone, not just a simple brown and orange colours.

Milton Glaser - Analysis

Milton Glaser, was established in 1974. In the area of print graphics, the studio produces identity programs for corporate and institutional marketing purposes (logos, stationery, brochures, signage, and annual reports). Glaser created a new style of graphic communication that combines visual and intellectual concepts.

Milton Glaser, Wiki
https://en.wikipedia.org/wiki/Milton_Glaser

CELEBRATE
ISRAEL
PARADE

AS1 Work explained to show some insights into topic focus
AS2 Descriptive reference
IE1

Colours:

- Primary ~ simple
- Light blue as harmonious, complimentary
- Colour match
- Tone: Dark and light



Shape/Line

- Logo symbol made up by triangles as represent unity
- Different sizes triangles ~ complex, vivid
- Star on the middle of symbol ~ stand out
- Clear Outline
- Straight lines
- Star negative, infer taken




Logo type:

- 2D Text
- Smooth texture
- sans serif ~ modern, simple
- uppercase, clear stand out
- justified with the symbol

Symmetry/Asymmetry:

- Symmetry balance with shapes ~ natural
- Asymmetry balance symbol and texture
- creative, professional
- complex



Contrast:

- Red & Blue show contrast
- repetition on colour and image with text as unity & rhythm
- Contrast on colour & texture, space between letter create the key element 'ISRAEL'

I think this logo is effective as used the simple shapes and join together in irregular.

Carolyn Davidson - Analysis

Davidson designed the swoosh in 1971 while a graphic design student at Portland State University in Portland, Oregon. She started as a journalism major but switched to design after taking a design course to "fill an empty elective." In 1995, Nike removed the word "Nike" from the logo; the "swoosh" now stands alone as the brand's logo.

Carolyn Davidson, Wiki
https://en.wikipedia.org/wiki/Carolyn_Davidson

NIKE

AS1. AS2.

Colour:

- Black ~ traditional
- Darness
- Effective, stand out
- Easy to recognise dark colour

Symmetry / Asymmetry:

- Asymmetry
- Creative, Professional
- Timeless as 'NIKE' (timeline) with similar point asymmetry symbol with text



Contrast:

- Contrast on the text and 'tick' (✓) ~ clear, simple
- Key element 'NIKE' stand out as size bigger than the symbol
- Less contrast on line and shape
- Black, white ~ create contrast



Logo Type:

- Bold, clear and effective
- Uppercase, conspicuous
- Catch the eyes
- 2D Text
- Centre
- Italic

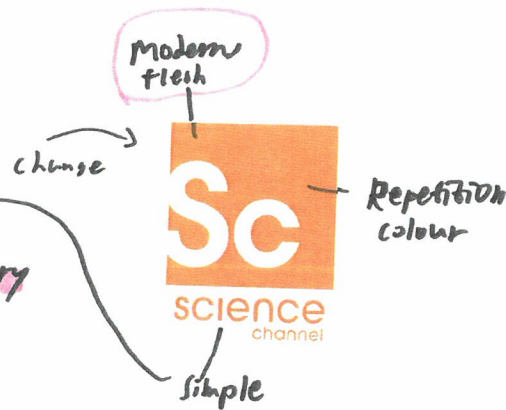

This is an effective logo as look powerful and memorable.

LOGO Redesign

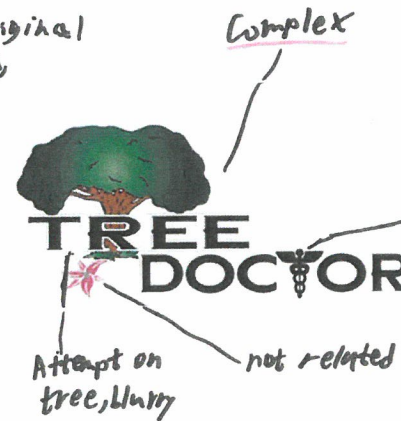
When the logo doesn't represent with the company, this mean it need redesign a new brand identity to represented which is slightly or completely. It should look modern.

YOU
TUBE


7 Sure Signs You Need to Redesign Your Company Logo, Logo Design Guru, 02/09/2015
<https://www.youtube.com/watch?v=16rwrM5b5IU>



original

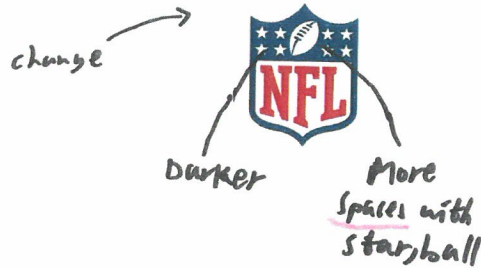
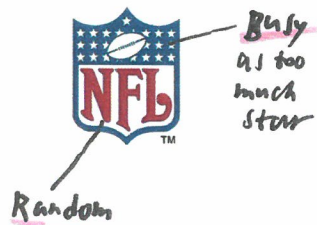


change own design

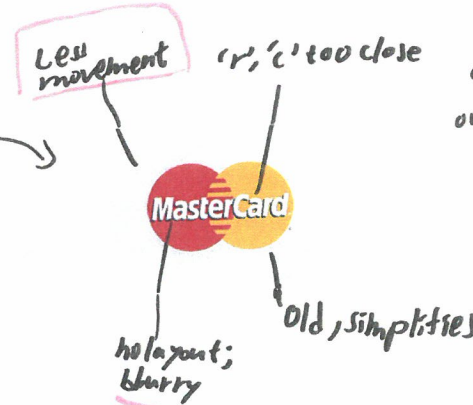


IE1 Some insights into redesign concepts with some analysis ~ descriptive

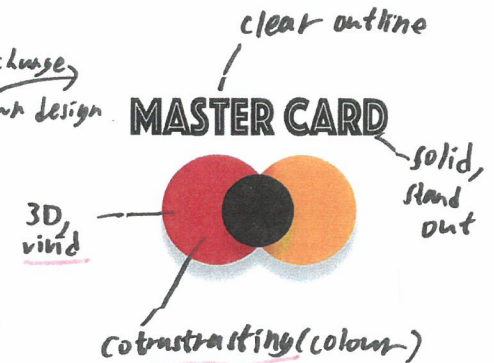
original



original



change own design



Practical Application - Redesign

Original



I think the flower is not necessary as it about tree care industry.



Geometry triangles as a tree.
- Doesn't seem like a tree as colour.
- Ideas from Glaser triangle.



I think the image show healthy but not as clear and less space.



The bee seems like plant market logo - not related with the company.



Doesn't seem effective because look like a lamp to me.
- This design ideas with Frank Mison Robinson as simple circle.



- This look creative.
- It related with company as seem concern to me.
- Ideas from Davidson as pickly.

TREE DOCTOR

PA1 Considered development of personal ideas acknowledging design process
PA3 Organized documentation

TREE DOCTOR

- Bold, dark
This make me hard to see.

Tree Doctor

Colour too light, I can't even recognize the words.



TREE DOCTOR

This logo seems simple, timeless to me - related with company as healthy, professional

Idea from Glaser (image on the top, text bottom.)

Tree Doctor

Look too thin and space between is uneven.

Idea from Robinson as the text style (thin)

TREE DOCTOR

Font represent modern to me as style traditional.

Practical Application - Redesign

Original



This is related but too busy. Get rid of circle as not necessary to me.



I like contrast on colours and clear line. It seem smart.



Similar atom with line, I think it is boring.

AS4 Competent and Appropriate evaluation commentary with evidence of personal learning in context

PA1 PA3

Idea from Davidson as colour



I think logo suitable for the channel as 'Sc' represent science.

of study



World represent world and space, reflect on life. It look interesting.




Lab tool seem easily to recognise to me.

Idea from Rand the style (position)

It look amazing as used only background colour.

Idea: Images are from science.



Lab tool represent science with sharp colour and borders text - effective to me.

Science Channel

science channel

Blue, blurry font. It show less stand out with lower and upper cases. Idea from Robinson colour (text)

Font too close to each other, doesn't seem good to me as look naive.

SCIENCE CHANNEL

Idea from Glaser (situation of putting)

SCIENCE | CHANNEL

Idea from Glaser Font

I think like between 'science' and 'channel' seem separate, not good.

SCIENCE CHANNEL

clear font in two line, look professional.

The branding source, April 6, 2011, science channel, Blog <http://branding source.blogspot.com> - on/2011/04/new logo science channel.htm/


Practical Application

Original



I think the middle seem a bit strange to me as missing something.

PA1 Attempts at presentation of own ideas in response to existing designs



This seem more 3D and creative.
- effective


MASTER CARD

PA1 Evidence of media application and exploration




Image look not clear so it bad.

ideas on Frank Mason Robinson as shape




This look nice and simple to me




The circle seem too simple to me.

PA3 Organised Creative Thinking



I think this is bad as too busy.



These are unbalance but seem to to me.

MARSTER

- training, cool
- Hard to see to me

MARSTER CARD

- Traditional, clear, effective
- stand out to me

carolyn mason: bold letters

MARSTER

- Modern
- good present to me

Marster Card

- serious
- I think is not related with the logo

Frank mason thin letters

Practical Application



stars are too much
(Busy)


'L' look strange

Milton Glaser
(Shape) geometry



This look good
competition to
me as enough
spaces between.


From Paul Rand, similar
(shield)



'NFL' look classic/
with footy which
seem simple, nice.




I like this
image as it
look nice and
simple.




I think this
is related
with 'NFL'
as American.
- Good match

From Milton Glaser
undertaken part.



From Frank Mason
Robinson with the colours

I don't think
the colours are
match and seem
separate.



I think it's
stand out as
the colour and
show creative as
undertaken.

- Effective

IE2 Interpretation of ideas
to develop a personal
aesthetic with some insights



- Not clear,
hard to recognise
to me



- Bold nice and
stand out to me

Idea from
Carolyn Davidson
Big letters



- look terrible, too rough
to me

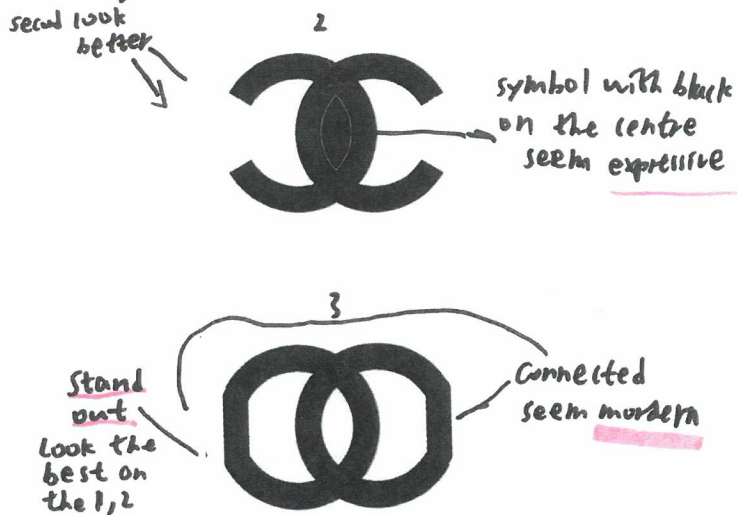
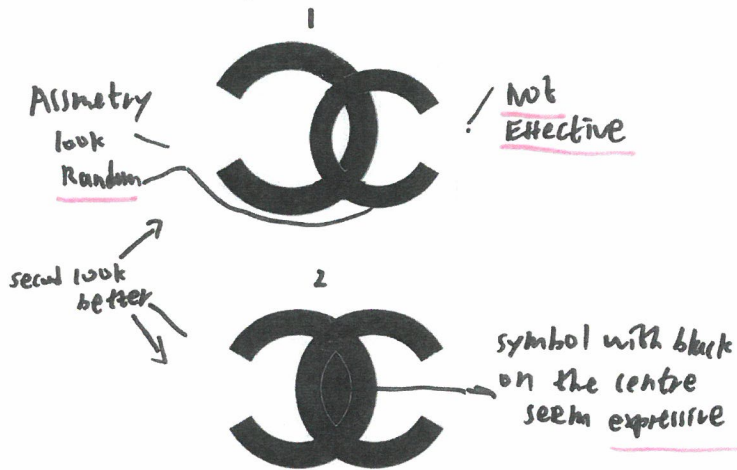
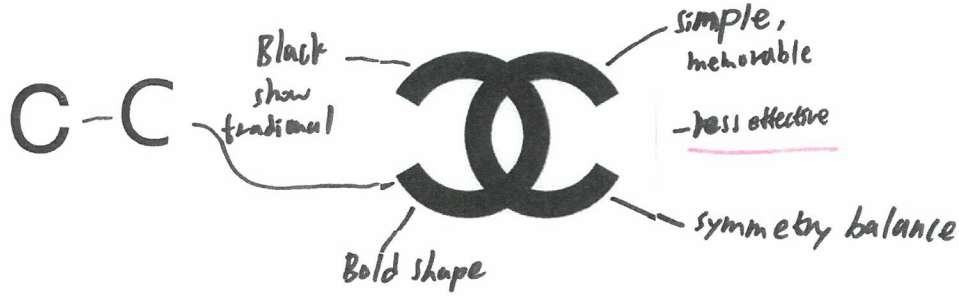


- I think this look
traditional and
good.

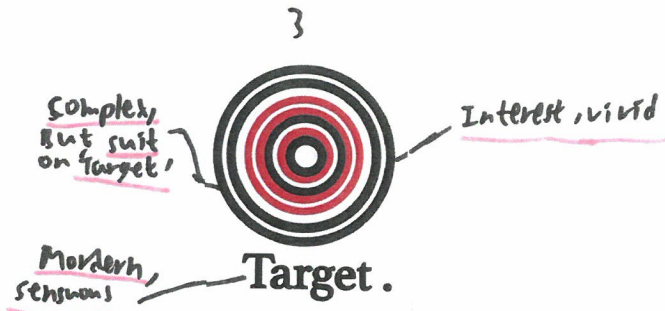

From Frank Mason
Robinson with small
capital letters.

Practical Application

PA1 AS1
PA3 AS2



Idea from Buidson colour.



Idea from Gliser and Robinson (shape)



CONCLUSION

Conclusion

Within my visual study, I had interest the effectiveness in logos as well to gain more knowledge and develop brainstorming, creativity skills and editing skills to create a more successful and effective logo. I developed an understanding of the key to create a logo as well to think of some ideas and do research on the internet, may include objects, images to be seen. I learnt that a logo must include several principles; simple, memorable and timeless and also key elements; colour, logo type, shapes, line, Symmetry & Asymmetry and contrast. I think these elements are important as those will help me to be easier to create an effective logo. Throughout my study progress, I had interest on analysing areas as to discuss elements to show my understanding of logos is the best and easiest part as well as to building up my mind.

During my research progress, there are four popular artists, which are Milton Glaser, Paul Rand, Frank Mason Robinson and Carolyn Davidson. These designers were trying to develop a popular logo style which similar used the shape, colour with simple and memorable to present as an effective in their work. For example, Milton Glaser created a logo of 'Celebrate Israel Parade', he produces different shapes and different colours with undertaken star which present a unique shape as all connected and covered with each other. With my practical application, designers have allowed me to appreciate the competition on contrast which is logotypes and colours, and some symbols such as angel wings.

My experience has exposed me of redesigning logo by using photographs, it challenges me as it need to be matched with the brand to show my creative skills. Therefore, I gained more ideas from web and other online sources. For my understanding of Visual Study, I think the most important part is to do research as it would make it easier to start.

316 words

AS4 Competent evaluation of Visual Arts learning acknowledged in response to specifics of topic focus and designers
IE1 Development of
IE2 some insights into concepts explored to inform personal visual interpretations.

BIBLIOGRAPHY

IE1 Bibliography appropriately acknowledges research sources with relevance to topic.

What makes a good logo?, JUST SREATIVE, 9th July, Jacob Cass
<http://justcreative.com/2009/07/27/what-makes-a-good-logo/>

Logo, Wiki
<https://en.wikipedia.org/wiki/Logo>

Milton Glaser, Wiki
https://en.wikipedia.org/wiki/Milton_Glaser

Paul Rand, Wiki
https://en.wikipedia.org/wiki/Paul_Rand

Carolyn Davidson, Wiki
https://en.wikipedia.org/wiki/Carolyn_Davidson

Frank Mason Robinson, Wiki
https://en.wikipedia.org/wiki/Frank_Mason_Robinson

Terry Heckler, Prezi, by Tyla Howell, 15 November 2013
<https://prezi.com/ya4h17tjl2g5/terry-heckler/>

7 Principles of Kick-Ass Logo Design January 17, 2014 // 12:00 PM, Written by Meg Hoppe
<https://blog.hubspot.com/insiders/logo-design-tips>

Designrfix, What Makes An Effective Logo?, By Annabelle , November 2, 2011
<http://designrfix.com/inspiration/effective-logo>

Element of art - Wiki
https://en.wikipedia.org/wiki/Elements_of_art

10 Basic Elements of Design, By Maryam Taheri on May 27, 2016 in Design Trends
<https://creativemarket.com/blog/10-basic-elements-of-design>

Design Principles: Compositional Balance, Symmetry And Asymmetry, By Steven Bradley, June 29th, 2015
<https://www.smashingmagazine.com/2015/06/design-principles-compositional-balance-symmetry-asymmetry/>

symmetry element - wiki
https://en.wikipedia.org/wiki/Symmetry_element

THE PRINCIPLES OF DESIGN, j6 design
<http://www.j6design.com.au/6-principles-of-design/>

5 Tips For Creating An Effective Logo Design For Your Brand, 09/01/2016 03:24 pm, Updated Sep 01, 2016
http://www.huffingtonpost.com/gabriel-shaoolian/5-tips-for-creating-an-ef_b_11802528.html

5 Principle of logo design, pdf
http://www.eiu.edu/youtheducators/Principles_of_logo_design.pdf

Contrast, elements of visual design – MS PTC Wiki 605, by Maria Liza Lapugot
<https://605.wikispaces.com/contrast>

Logo & Logotype definition. Posted by Dale Berkebile, May 28, 2009, Brandwise
<http://www.getbrandwise.com/portfolio/logos/bid/17649/Logo-Logotype-definition>

12 Surprising Facts You Probably Didn't Know About Chanel, CAROLINE PIROZZOLO, JUNE 21, 2016 – She Finds
<http://www.shefinds.com/collections/12-surprising-facts-you-probably-didnt-know-about-chanel/#slide-3>

The tree doctor, Queensland Arboriculture Association, 2017
<https://qaa.net.au/qualified-arborist/directory/listing/the-tree-doctor>

The branding source, April 6, 2011, science channel, Blog
<http://brandingsource.blogspot.com.au/2011/04/new-logo-science-channel.html>

Logo Design -- When is it Time for a Logo Redesign?, Deluxe Corporation, 18/02/2011
<https://www.youtube.com/watch?v=G0u41VZhciQ>

7 Sure Signs You Need to Redesign Your Company Logo, Logo Design Guru, 02/09/2015
<https://www.youtube.com/watch?v=16rwrnYb5IU>

What is LOGOS? What does LOGOS mean? LOGOS meaning, definition & explanation, The Audiopedia, 21/08/2016
<https://www.youtube.com/watch?v=DPBkjbLNSqY>

What is Graphic Design? - Quentin Newark - Logo, Rotovision (p.120), by Oscar Wilde

Logo art, innovation in Logos Design – Rotovision, introduction (p.9), by Charlotte Rivers

Design & Marketing - The element of style (p.18), Oxford, by Alan Swann

Design & Marketing – Type and Style: Traditional (p.23), Oxford, by Alan Swann